

RESEARCH

Open Access



# Eating disorder psychopathology and negative affect in Iranian college students: a network analysis

Reza N. Sahlan<sup>1</sup> and Margaret Sala<sup>2\*</sup>

## Abstract

**Background:** ED psychopathology is becoming more prevalent in Iran. Negative affect has been found to be an important risk factor in eating disorder (ED) onset in research conducted in Western countries, and is also emerging as a potential vulnerability factor to ED psychopathology in Iran. Network theory offers a novel framework to understand the association between negative affect and ED psychopathology in Iran. The primary aim of the current study was to use network analysis to identify bridge symptoms (i.e., symptoms that activate or weaken symptoms in another cluster) across a negative affect and ED psychopathology network among Iranian college students. We also aimed to identify core symptoms (i.e., nodes that demonstrate the strongest connections to other nodes).

**Method:** Participants were Iranian college students ( $n = 637$ ; 60.3% women) who completed the Farsi-eating disorder examination-questionnaire and Farsi-negative affect. We estimated a network of ED symptoms and negative affective states and identified bridge and central symptoms.

**Results:** Hostility and shame emerged as central bridge symptoms across the negative affect and ED psychopathology clusters. The most central nodes were strong desire to lose weight, definite fear of losing control over eating, and binge eating episodes.

**Conclusion:** The negative affective states of hostility and shame may increase vulnerability to ED psychopathology among Iranian college students. Findings have important implications for ED prevention programs that should be examined in future research.

**Keywords:** Eating disorder, Negative affect, Network analysis, College students, Iran

## Plain English summary

ED psychopathology is common among Iranian college students, and negative affect may be a potential vulnerability factor to ED psychopathology in this population. However, it is unclear how specifically negative affective states may relate to ED psychopathology among Iranian college students. Therefore, we examined a network of negative affect and ED symptoms among Iranian college students ( $n = 637$ ; 60.3% women). We found that the negative affective states of hostility and shame may link negative affect and ED psychopathology among Iranian college students. Findings have important implications for understanding the link between negative and ED psychopathology in Iran, and have potential implications for ED prevention programs in Iran that should be examined in further research.

\*Correspondence: margarita.sala@yu.edu

<sup>2</sup> Ferkauf Graduate School of Psychology, Yeshiva University, Bronx, NY, USA  
Full list of author information is available at the end of the article



© The Author(s) 2022. **Open Access** This article is licensed under a Creative Commons Attribution 4.0 International License, which permits use, sharing, adaptation, distribution and reproduction in any medium or format, as long as you give appropriate credit to the original author(s) and the source, provide a link to the Creative Commons licence, and indicate if changes were made. The images or other third party material in this article are included in the article's Creative Commons licence, unless indicated otherwise in a credit line to the material. If material is not included in the article's Creative Commons licence and your intended use is not permitted by statutory regulation or exceeds the permitted use, you will need to obtain permission directly from the copyright holder. To view a copy of this licence, visit <http://creativecommons.org/licenses/by/4.0/>. The Creative Commons Public Domain Dedication waiver (<http://creativecommons.org/publicdomain/zero/1.0/>) applies to the data made available in this article, unless otherwise stated in a credit line to the data.

## Background

Eating disorder (ED) psychopathology is becoming more prevalent in non-Western societies, such as Iran [1–4]. For example, Iranian college samples have been shown to adopt Western ED-related body comparisons and thin-ideal internalization [5–7] and engage in ED behaviors with similar frequency to college women in the United States (US) [7]. Therefore, it is important to examine factors that may initiate ED psychopathology in Iran. One of the most prominent risk factors and contributors to the development of ED psychopathology is negative affect [8, 9]. Specifically, negative affect has shown to play an important role in initiating and maintaining ED psychopathology [10–14]. In Iran, negative affect as well as related variables (e.g., poor emotion regulation) are also emerging as important potential vulnerability factors for ED psychopathology [15, 16].

Most research on links between ED psychopathology and negative affect, in both Iran and the West, has been conceptualized from the perspective that psychopathology symptoms result from a latent common variable (e.g., negative affect) [17]. Because of this, little is known about which individual negative affective states are most relevant to specific aspects of ED psychopathology. Whereas some studies have examined specific negative affective states (e.g., guilt, shame, fear, hostility, sadness) that may be relevant to ED psychopathology in both clinical and non-clinical samples [18–29], these studies have examined each affective states separately and have not incorporated negative affective and ED psychopathology in one integrated model.

Network theory is an alternative to traditional approaches that can increase understanding of which specific aspects of negative affect (e.g., shame vs. hostility) are most relevant to specific ED symptoms (e.g., fear of weight gain, binge eating, restraint, etc.). Network theory conceptualizes psychopathology such as EDs as interacting symptoms that activate and maintain one another [30, 31]. Network analysis can be used to elucidate connections between various vulnerability factors (e.g., negative affect) and ED psychopathology. Specifically, in network models, symptoms from one cluster (e.g., negative affect) may activate or weaken symptoms in another cluster (e.g., ED psychopathology) and vice versa via ‘bridge’ symptoms within the network. Bridge symptoms can elucidate which specific individual negative affective states (e.g., guilt vs. shame) may be linked with specific ED symptoms (e.g., binge eating vs. restricting). Network theory suggests that disrupting bridge pathways may weaken the relation between negative affect and ED psychopathology [32]. There are currently several network studies that have examined bridge symptoms between various psychological constructs (e.g.,

anxiety, depression, fear) and ED symptoms [33–40]. Network theory also enables for the identification of core symptoms, which are symptoms with the highest centrality that are posited to have the most overall relationships and therefore impact most other symptoms in the network. Core symptoms are suggested to be potential intervention targets (e.g., in prevention programs) because disruption of a core symptoms would weaken the overall network. Several studies [33, 39, 41–49] and a systematic review [50] examining core symptoms in EDs have been conducted, and concluded that overvaluation of weight or shape and desire to lose weight are core symptoms of EDs.

Although researchers have evaluated networks of emotional distress (e.g., depression, anxiety, fear, shame; [33–40]) and EDs, to the best of our knowledge, there is only one study to date examining a network of negative affect and ED symptoms. Wong and colleagues [51] conducted a network analysis of negative affect, positive affect, and ED symptoms in a sample of US patients with EDs, and found that guilt about eating and shame were central bridge symptoms and that guilt about eating was the most central symptom [51]. However, no study to date has examined a negative affect and ED symptom network in a non-Western (e.g., Iranian) sample, and it is unclear if findings would translate in this population. There are various cultural differences in Iran that may result in differences in bridge symptoms between negative affect and ED symptoms in Iran vs. the West. For example, Iranian culture is unique because, since the 1979 Iranian revolution, modest dress (i.e., wearing Islamic-head and body coverings such as a *hijab* and a *manteau*) has been legally mandated for women and mainstream Western media. On the other hand, women in Iran do not use hijab in private places (i.e., home). This exposure may increase body dissatisfaction and/or negative affect (e.g., shame, nervousness) when seeing one’s body at home. For example, a recent study indicated that body-related shame was associated with ED psychopathology in Iran [52]. Of note, bridge symptoms between other psychological constructs (e.g., depression, anxiety) and ED symptoms have differed among individuals in Iran [4, 53] compared to those from other countries (e.g., US; Australia; [38, 54]). Finally, the sample used by Wong and colleagues [51] mostly consisted of women, and it is unclear if findings would translate to a sample of both men and women.

Furthermore, only three studies to date have examined ED networks in Iranian individuals [4, 53, 55]. Sahlan and colleagues [4] conducted a network analysis of depression, self-esteem, and EDs in Iranian adolescents and college students, and found that desire to lose weight and discomfort when seeing one’s own body were the most central symptoms of EDs. Sahlan and colleagues [53]

conducted a network analysis of social anxiety and EDs in Iranian preadolescents, and found that discomfort eating sweets was the most central symptom. Sahlan and Sala [55] conducted a network analysis of resilience and EDs in Iranian college students, and found that discomfort in seeing one's own body, feeling guilty about eating due to shape/weight, and thinking about shape and weight making it difficult to concentrate were the most central symptoms. Of note, at least some core symptoms have differed from US, Italian and Australian samples [38, 39, 41–45, 47, 56]. For example, whereas overvaluation of weight or shape has consistently emerged as a core symptom in research conducted in the US [33, 41, 43, 46–49], it did not in one study conducted in Iran [4]. In contrast, a desire to lose weight has emerged as one of the most central symptoms in several cultures, including the US [33, 41, 43, 46–49], Italy [47], Australia [38], and in one study in Iran [4].

### Current study

The current study used network analysis to test links between specific negative affective states and ED psychopathology among Iranian college students. Our primary aim was to identify bridge symptoms within a negative affect and ED symptom network. We also aimed to identify central (i.e., most densely connected) symptoms as a secondary aim. Based on previous studies in US [51, 57] and Iran [4], we hypothesized that shame would bridge negative affect and ED symptoms, and that guilt about eating and desire to lose weight would be the most central symptoms in the network.

## Method

### Participants

Data from this study ( $n=637$ ; 60.3% women) were also used in Sahlan and colleagues' study [4]. However, the specific aims and primary analyses of the current project are unique and have not been previously published. Specifically, bridge symptoms between negative affective states and ED symptoms have not been investigated previously. College students were recruited from two cities with diverse geographic zones and ethnicities (i.e., Tabriz [North-Western, Turk], Shiraz [South-Central, Persian]). Participants' age ranged from 18 to 54 years ( $M=21.89$ ,  $SD=3.62$ ) and self-reported BMI ranged from 15.57 to 39.18  $\text{kg/m}^2$  ( $M=22.19$ ,  $SD=3.50$ ). In the current study, 19.40% of participants reported clinical levels of ED (i.e.,  $\geq 2.5$ ; Eating Disorder Examination-Questionnaire [EDE-Q], a global score; [58]). Additionally, between 1.80 and 26.70% of participants reported recurrent (i.e.,  $\geq 4$  times during the past 28 days) binge eating, or purging (i.e., self-induced vomiting, laxative misuse, and over-exercise) (See Table 1 for more information).

### Procedure

All the potential participants from a broad range of departments (e.g., Psychology, Sociology, Agriculture, Tourism Management) were approached on campus or during class and were invited to participate in a study to test psychological issues among college students. Interested students completed paper–pencil questionnaires. All questionnaires were anonymous with no identifying information to protect the confidentiality of college participants. The study was approved by the Ethical Board of Iran University of Medical Sciences and all participants provided informed consent.

### Measures

#### Demographic information

Participants completed questions regarding age, gender, as well as height and weight to calculate body mass index (BMI).

#### Eating disorder symptoms

We used a Farsi version of the EDE-Q (F-EDE-Q; [1, 59]) that assesses ED symptoms over the past 28 days. The validity and reliability of the F-EDE-Q has been supported in Iran [1]. Twenty-two items are rated on a seven-point scale ranging from 0 (*No days*) to 6 (*Every day*). Five items assess the frequency of ED behaviors. Higher scores indicate a greater level of pathology. Cronbach's  $\alpha$  was 0.92 in this sample.

#### Negative affective states

We used a Farsi version of the 10-item Negative Affect scale [60] that assesses negative affect. The validity and reliability of the F-PANAS has been supported in Iran [60]. Responses are rated on a 5-point Likert scale from 1 (*Very slightly or not at all*) to 5 (*Extremely*). Higher scores indicate higher trait level negative affective states. Cronbach's  $\alpha$  was 0.86 in this sample. Of note, we also assessed positive affect, but did not include it in the model due to low stability when including positive affect.

### Data analyses

#### Missing data

One participant (0.4%) did not provide weight and height to calculate BMI. There were no missing data on any of the scales administered.

#### Item selection

We used the *goldbricker* function in the R package *networktools* to select the final items to include in the network [61]. Goldbricker compares every possible combination of correlations in the network and suggests nodes that may be redundant (i.e., measuring the same construct). Using *goldbricker* avoids inflating centrality

**Table 1** Means and standard deviations for eating disorder psychopathology and negative affect among college students (N = 637)

	<i>n</i>	%	–	
<i>EDE-Q clinical threshold<sup>a</sup></i>				
Yes	215	19.40	–	
No	422	80.60	–	
<i>Recurrent eating disorder behavior<sup>b</sup></i>				
Binging				
Yes	168	26.70	–	
No	469	73.30	–	
<i>Self-induced vomiting</i>				
Yes	11	1.80	–	
No	626	98.20	–	
<i>Laxative misuse</i>				
Yes	13	2.30	–	
No	624	97.70	–	
<i>Over-exercise</i>				
Yes	74	11.80	–	
No	563	88.20	–	
	<b>M</b>	<b>SD</b>	<b>Range</b>	
Age	21.89	3.62	18–54	
BMI	22.19	3.50	15.57–39.18	
<b>Node label</b>	<b>Symptom</b>			
<i>Eating disorder symptoms</i>				
Restrict	Restraint	1.42	2.06	0–6
Fast	Fasting	.82	1.53	0–6
Excludfood	Excluding food	.93	1.67	0–6
Foodrules	Food rules	1.31	1.85	0–6
Emptystomach	A desire to have an empty stomach	.79	1.57	0–6
Flatstomach	A desire to have a flat stomach	3.23	2.53	0–6
Foodconc	Difficulty concentrating because of thoughts of food	.89	1.52	0–6
Wtshconc	Difficulty concentrating because of thoughts of weight/shape	1.02	1.66	0–6
Fearlosecontrol	Fear of losing control over eating	1.15	1.85	0–6
Feargain	Fear of weight gain	1.75	2.23	0–6
Feelfat	Feeling fat	1.70	2.20	0–6
Desirelose	Desire to lose weight	1.91	2.40	0–6
Eatsecret	Eating in secret	.34	.85	0–6
Guilty	Feeling guilty after eating	.93	1.53	0–6
Otherseeeat	Concerns about others seeing one eat	.54	1.20	0–6
Weightjudge	Overvaluation of weight	1.84	1.97	0–6
Shapejudge	Overvaluation of shape	2.28	2.07	0–6
Upweigonsel	Upset with weighing oneself more than once a week	1.12	1.62	0–6
Weightdiss	Weight dissatisfaction	2.16	2.02	0–6
Shapediss	Shape dissatisfaction	2.20	1.95	0–6
Seeself	Discomfort when seeing one's own body	1.75	1.84	0–6
Otherseebody	Discomfort when others see one's body	1.38	1.75	0–6
Overeat	Overeating	3.11	5.21	0–28
Losscontrol	Loss of control over eating	2.56	4.67	0–28
Binge	Binge eating	2.88	4.79	0–28

**Table 1** (continued)

Node label	Symptom			
Vomit	Self-induced vomiting	.16	.79	0–10
Laxatives	Laxative misuse	.34	1.95	0–28
Compex	Over-exercise	1.45	4.33	0–28
<i>Negative affective states</i>				
Distressed	Distressed	2.73	1.25	1–5
Upset	Upset	2.93	1.26	1–5
Guilty	Guilty	2.27	1.23	1–5
Scared	Scared	2.0	1.14	1–5
Hostile	Hostile	1.77	1.05	1–5
Irritable	Irritable	2.78	1.37	1–5
Ashamed	Ashamed	2.0	1.12	1–5
Nervous	Nervous	2.68	1.34	1–5
Jittery	Jittery	2.74	1.31	1–5
Afraid	Afraid	2.05	1.18	1–5

EDE-Q, Eating disorder examination questionnaire

<sup>a</sup>The clinical threshold of the EDE-Q is a global score  $\geq 2.5$ . <sup>b</sup>Recurrent eating disorder behavior was defined as engaging in bingeing, self-induced vomiting, laxative misuse, and over exercise  $\geq 4$  times during the past 28 days.

by eliminating items that may measure the same construct [62]. We then used *best\_goldbricker* to suggest which of the redundant nodes to remove. After applying goldbricker, six eating disorder items (i.e., food avoidance, preoccupation with eating, fear of weight gain, feelings of fatness, importance of shape, dissatisfaction with shape) and three negative affect items (i.e., distressed, guilty, scared) were removed. The final network had 29 nodes (22 eating disorder nodes, 7 negative affect nodes).

#### Glasso networks

We used the GLASSO estimator in the *bootnet* package in R to estimate networks. GLASSO networks estimate edges that are likely to be spurious as zero, thus resulting in a more accurate network [63]. Of note, correlations among nodes in GLASSO networks represent partial correlations in the network. We used Spearman correlations because the initial network estimated using polychoric correlations was densely connected [63]. Furthermore, Spearman correlations produce more stable networks [63].

#### Network stability

We used the *bootnet* package to estimate network stability [64]. We computed the following stability parameters: (1) an EI stability correlation coefficient (EI-coefficient); (2) an edge stability correlation coefficient

(ES-coefficient), and (3) bridge EI stability correlation coefficient (BEI-coefficient). Coefficients between 0.20 and 0.50 are considered acceptable, coefficients above 0.50 and below 0.70 are considered good, and coefficients above 0.70 are considered excellent [65].

#### Centrality indices

We used the *centralityPlot* and *centralityTable* functions in the *qgraph* package in R to estimate central nodes. We calculated strength of expected influence (EI, the sum of connections between one node and all other nodes, accounting for both positive and negative connections) to identify central nodes [63]. In order to determine whether nodes with higher centrality statistics were significantly different from nodes with lower centrality statistics, we performed node centrality difference tests [65].

#### Bridge symptoms

We used the *bridge* function of the *networktools* package in R to identify bridge nodes [61]. We calculated bridge EI (i.e., the sum of the connections between one node and all other nodes, accounting for both positive and negative connections) to identify bridge nodes [66]. We used the *bootnet* package in R [65] to perform bridge EI difference tests in order to determine whether nodes with higher EI statistics were significantly different from nodes with lower values.



## Results

### Expected influence

Prior to data analysis, we examined raw data and did not find any outliers. Network stability was excellent (EI coefficient = 0.75; ES coefficient = 0.75). The item with the strongest EI was strong desire to lose weight (*desire-lose*, ED symptom, EI = 1.97). This item had significantly higher EI than 82% of the other items in the network. The second item with the highest EI was definite fear of losing control overeating (*losecontrol*, ED symptoms, EI = 1.70). This item had significantly higher EI than 79% of the other items in the network. The third item with the highest EI was binge eating episodes (*binge*, ED symptom, EI = 1.52). This item had significantly higher EI than 79% of the other items in the network. See Fig. 1 for the negative affect and ED symptom network, Fig. 2 for the EI influence plot, and Fig. 3 for the EI difference test plot.

### Bridge symptoms

Bridge EI was acceptable (BEI coefficient = 0.44). The node with the highest bridge EI was the negative affect item, hostility (*hostile*, NA, bridge EI = 0.18). This item had significantly higher bridge EI than 65% of other items in the network. It was most strongly connected with the ED symptoms of vomiting (*vomit*, part  $r = 0.07$ ) and eating in secret (*eatsecret*, part  $r = 0.07$ ). The second item with the highest bridge EI was the negative affect item, shame (*ashamed*, NA, bridge EI = 0.17). This item had significantly higher bridge strength centrality than 65% of other items in the network. This item was most strongly positively connected with the ED symptoms of preoccupation with shape or weight making it difficult to concentrate (*wtshtpconc*, part  $r = 0.07$ ) and weight influencing self-judgment (*weightjudge*, part  $r = 0.02$ ). See Fig. 4 for the bridge EI plot and Fig. 5 for the bridge expected influence difference test plot.

## Discussion

This is the first study to examine a network of negative affect and ED psychopathology among college students in Iran. We identified that hostility and shame were central bridge symptoms in a network of negative affect and ED psychopathology. We also found that the most central symptoms in the network were desire to lose weight, definite fear of losing control over eating, and binge eating episodes.

### Bridge symptoms in a network of negative affect and ED psychopathology

Hostility was a central bridge symptom, and bridged with vomiting and eating in secret. Notably, this finding

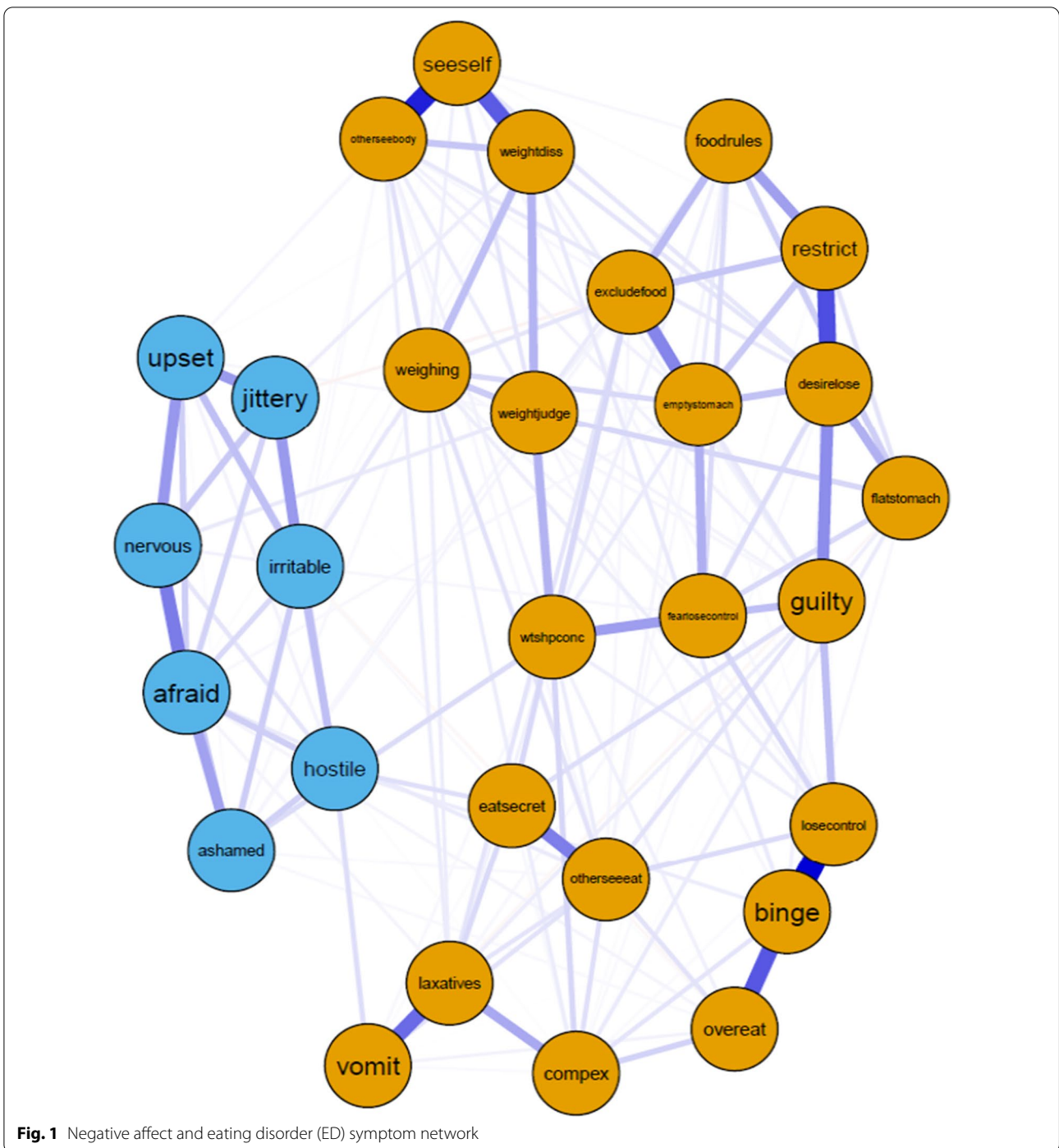
is unique to our non-clinical Iranian college sample, as past research conducted among individuals with EDs in the US [51] did not find hostility to be a central bridge symptom. Hostility is considered to be an emotion that is commonly experienced among Iranian young adults [67]. Research suggests that Iranian individuals may experience hostility due to pressure because of low socioeconomic status, economic difficulties, and substance misuse [67]. The current study suggests that hostility links negative affective states and ED psychopathology in our sample. Individuals in Iran may find that hostility is often high [67], and may engage in ED behaviors such as eating in secret and vomiting to avoid and/or control high levels of hostility [25, 68, 69].

In line with the US network research [51], shame was another central bridge symptom, bridging with preoccupation with shape or weight and weight-related self-judgment. This may be because certain individuals may manipulate their body weight/shape in attempts to reduce shame (e.g., controlling their shape/weight/food to feel better about themselves). Notably, previous non-network research [28, 70–72] suggests that some individuals may engage in ED behaviors and manipulation of shape/weight to cope with shame. However, engaging in ED behaviors to cope with shame may eventually increase shame (e.g., regarding eating, shape and weight), setting up a vicious cycle [52]. Overall, our findings and those of others suggest that shame may have an important role in initiating ED psychopathology [26, 27, 29, 70, 73, 74].

### Central symptoms in a network of negative affect and ED psychopathology

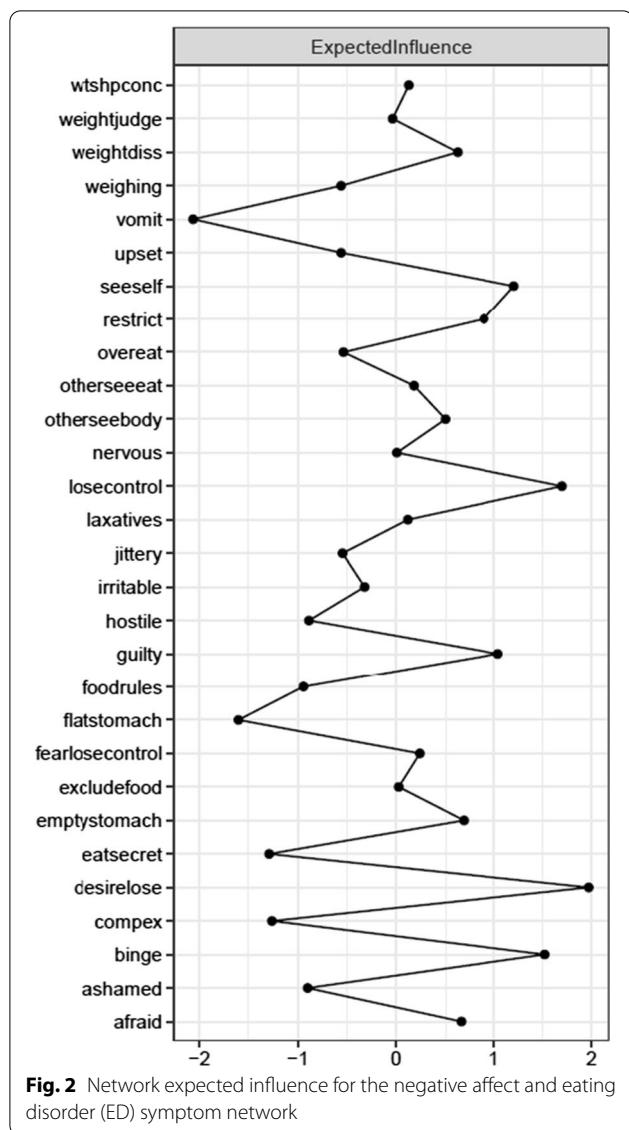
We found that desire to lose weight was a central symptom in the ED psychopathology and negative affect network, which is consistent with previous research among US and Italian societies [33, 41, 43, 46–49]. This finding is consistent with another finding in Iranian college students where thin-ideal internalization was implicated in ED psychopathology [5]. An important implication of our finding is that Western sociocultural models [i.e., dual-pathway [13]; tripartite influence [75] in which thin-ideal internalization results in ED psychopathology may be relevant to non-Western societies such as Iran [5]. Further studies need to explore whether Western sociocultural models apply to non-Western populations such as Iran.

Consistent with network research in US samples [36, 49], definite fear of losing control over eating was another central symptom. Notably, this is the first study to date suggesting that fear of losing control over eating is a central symptom in an Iranian sample. Overall,



this finding suggests that fear of losing control over eating is an important aspect of EDs in Iran in the context of negative affect. It can be noted that fear of losing control over eating is a relevant construct to all ED

diagnoses [49, 76] and common among Iranian college students, with 31% of Iranian college students reporting loss of control eating [77].



Finally, binge eating was another central symptom. Previous research in US societies has had mixed results regarding whether behavioral symptoms of EDs, such as binge eating, are central, with some studies suggesting that binge eating is central to ED networks [41, 78], but others suggesting that binge eating is peripheral to ED networks [39, 45]. Our findings suggest that binge eating may be central in ED networks in Iran in the context of negative affect. Of note, the F-EDE-Q assesses objective binge eating (using only one item), but does not assess subjective binge eating. Therefore, it is not clear the extent to which the current findings apply to subjective binge eating. Future studies should

be conducted using other scales which assess both subjective and objective binge eating with multiple items, such as the Farsi Eating Pathology Symptoms Inventory (F-EPSI; [79] and the Farsi Loss of Control Over Eating Scale (F-LOCES; [2]).

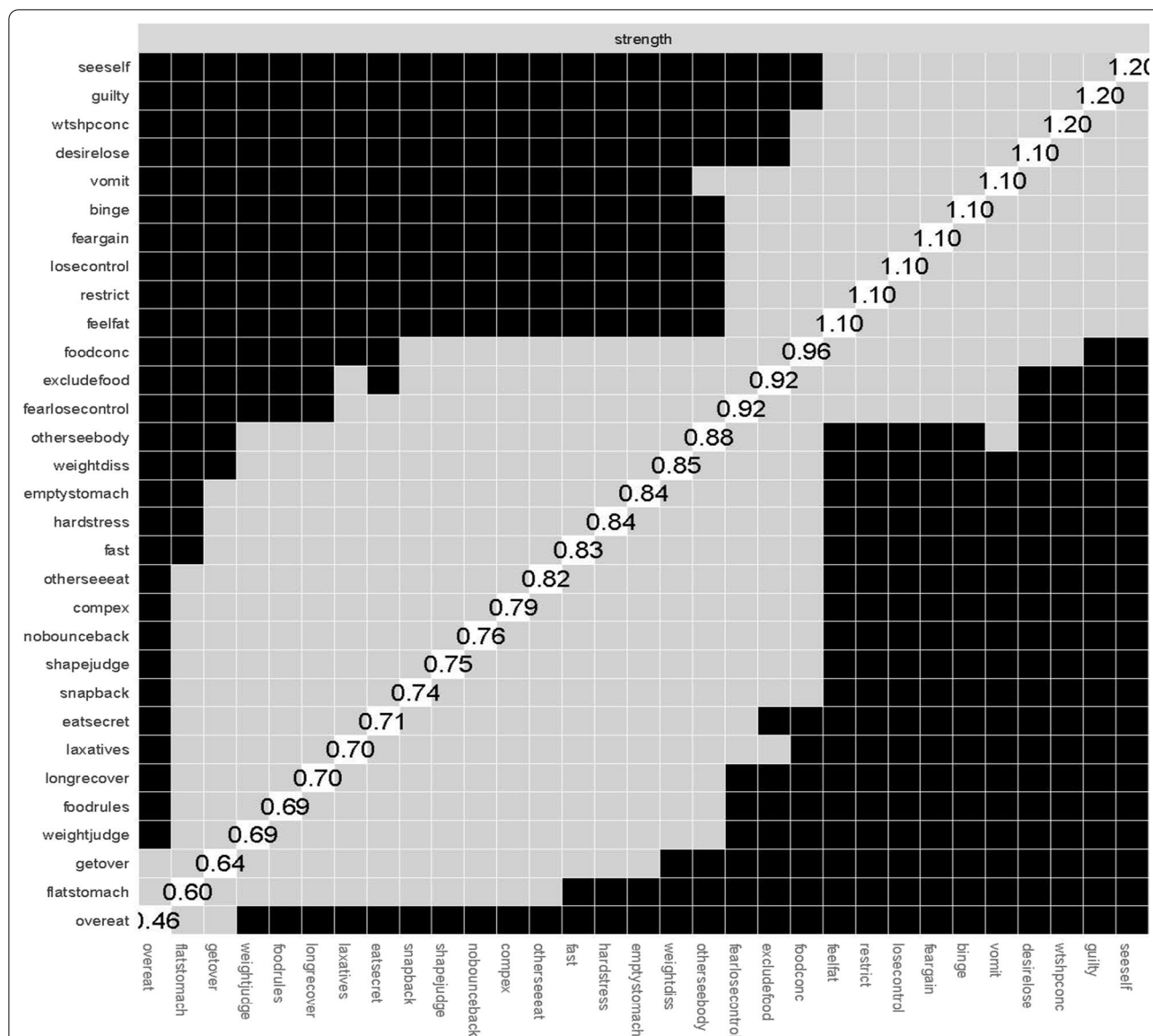
Interestingly, we did not find definite fear of losing control over eating and binge eating to be central symptoms in a previous study [4] in which we used the same data. This may be because in the previous study we examined a network of depression and ED symptoms. The centrality of symptoms in networks is largely dependent on the variables that are included in these networks. In the previously published paper, we used the Farsi Beck Depression Inventory-Second Edition (F-BDI-II; [80]). This inventory assesses four aspects of depression (cognitive symptoms, affective symptoms, motivational symptoms, and somatic symptoms). That is, the measures (i.e., F-BDI-II [80] vs. NA [60]) we used in two manuscripts included different symptoms (depression symptoms such as pessimism, past failure, crying, etc. vs. negative affective states such as hostility, shame, etc.).

**Clinical implications**

Findings from the current study suggest that future interventions aimed at individuals high in negative affect and ED psychopathology in Iran should evaluate targeting hostility and shame, as network theory would suggest that targeting these states may weaken the association between negative affect and ED psychopathology. Self-compassion-based therapy may be a promising intervention to study in future research, as this type of therapy has been shown to reduce hostility, shame, and ED symptoms [81–83]. However, this type of intervention has not yet been evaluated in Iran. Future research should investigate adapting this type of intervention for use in Iran.

Network theory predicts that clinical interventions targeting central symptoms should result in reductions in other symptoms in the network [31, 33, 62, 84]. Although no research to date has tested whether targeting central ED symptoms improves ED interventions, research does suggest that central symptoms predict ED outcomes [33, 46, 84]. Findings thus suggest that future research should evaluate prevention programs that target desire to lose weight, fear of losing control over eating, and binge eating in Iran. The Body Project [85] is a prevention intervention that targets desire to lose weight and has been found to decrease risk for developing ED symptoms and negative affect among college samples [86, 87].



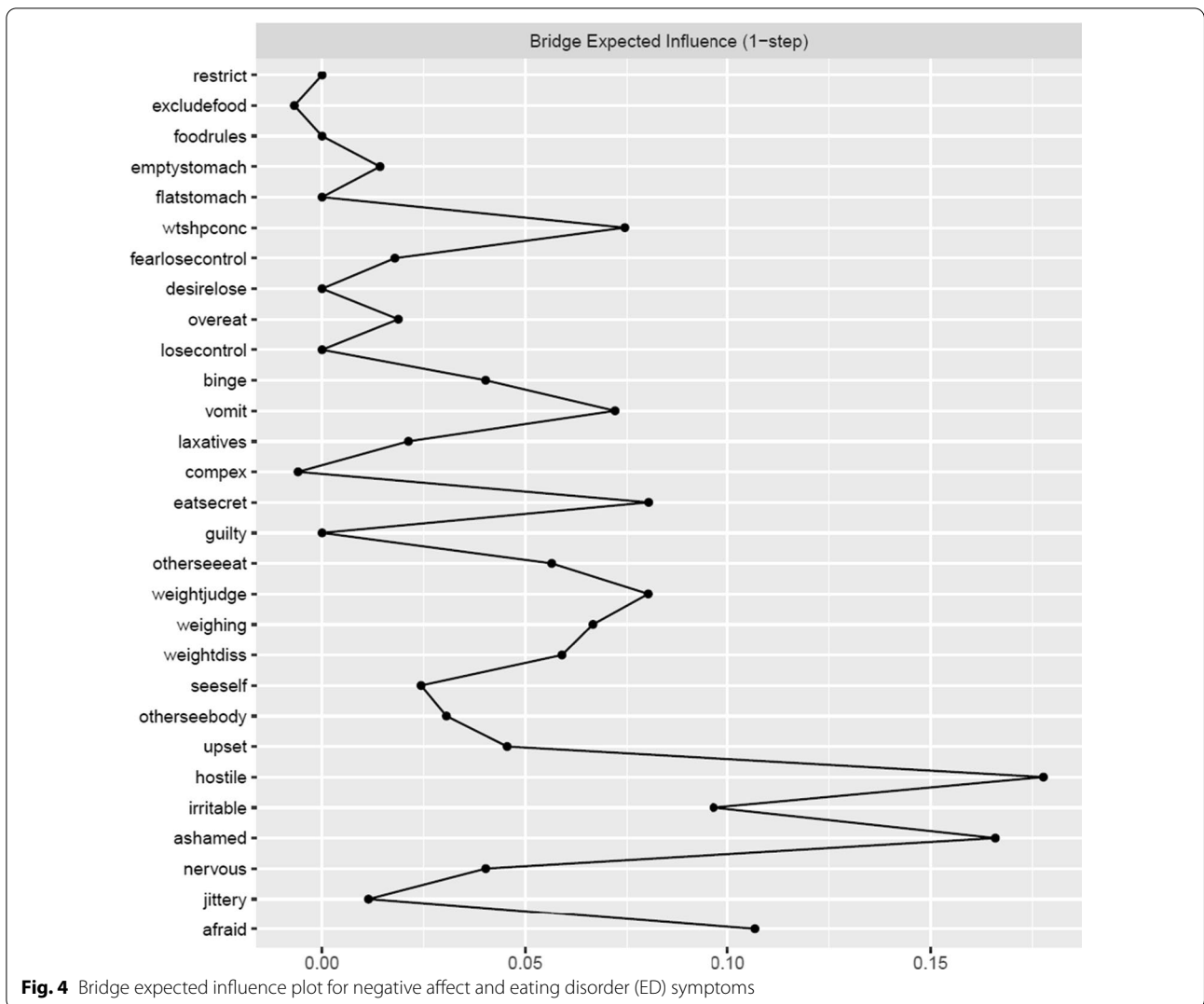


**Fig. 3** Node centrality difference test. Black squares indicate statistically significant differences between nodes at  $p < .05$

**Limitations and future directions**

The study has several strengths. To our knowledge, this is the first network study examining symptoms that may bridge negative affect and ED symptoms in Iran. However, it is worth mentioning some limitations. First, several ED psychopathology symptoms are affective in nature (e.g., fear of weight gain, fear of losing control over eating, feeling guilty about eating), which may have influenced findings. Specifically, the extent to which findings relate to generic affective states vs. ED-related

affective states is unclear. Second, similar to most network studies, this study was cross-sectional. Although other studies have shown that network structures among cross-sectional and longitudinal studies do not differ [39, 44, 56], to fully conceptualize how ED symptoms and negative affect symptoms dynamically relate to one another, longitudinal network analyses are needed [56]. Additionally, the results of the current study are limited by the measures used. For example, previous studies reported that risk factors such as muscular-athletic-ideal

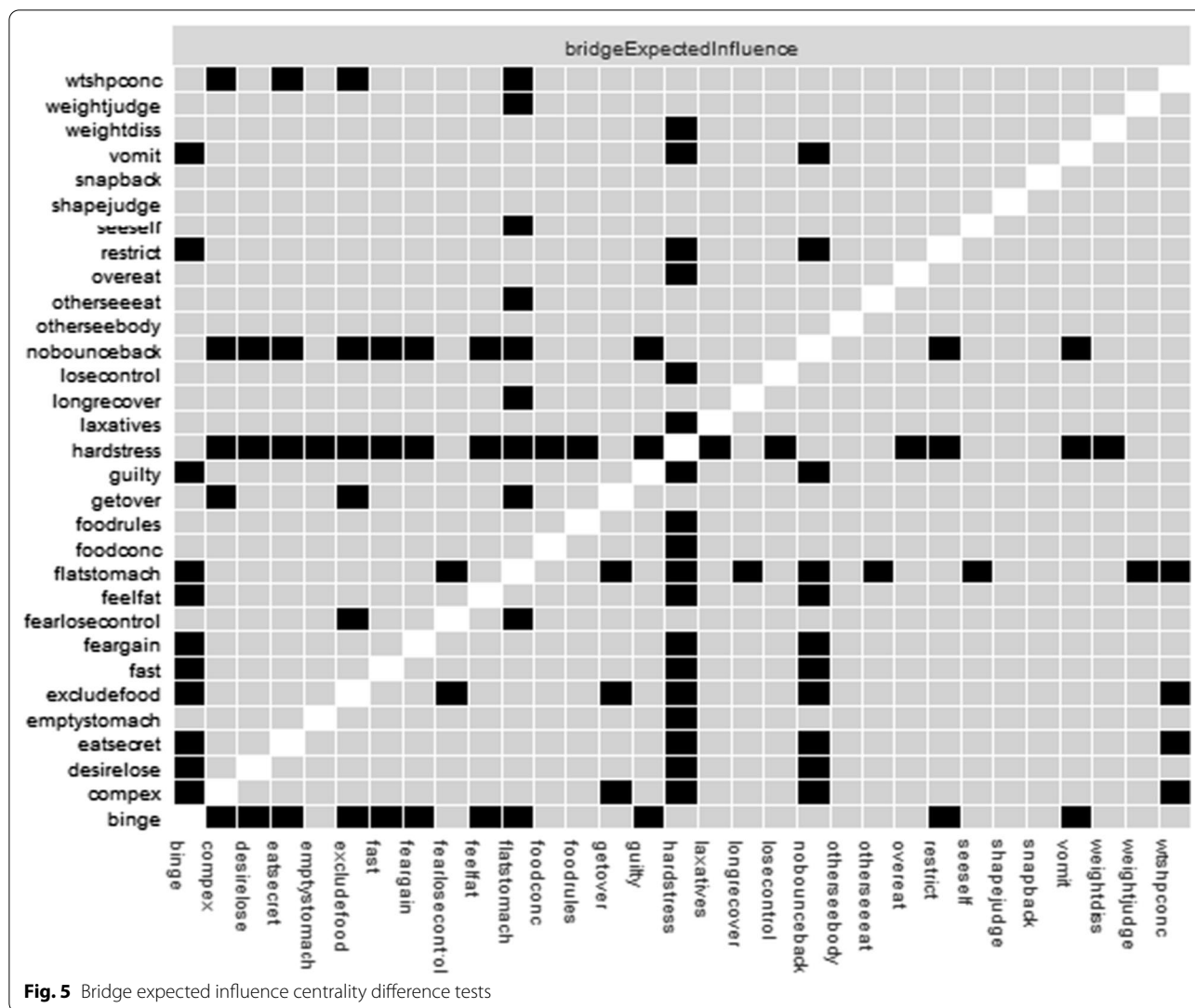


internalization also contribute to ED psychopathology among college men and women in Iran [5–7]. However, the EDE-Q did not assess muscularity/exercise-oriented attitudes and behaviors [88]. Therefore, future research should examine a network of ED symptoms using measures that include muscularity and exercise constructs (i.e., Farsi Eating Pathology Symptoms Inventory ([F-EPSI]; [79]). Relatedly, we did not include positive affect in the model. Lastly, another limitation is the use of a non-clinical sample with a narrow range of F-EDE-Q scores (i.e., 0.16–3.23). However, other studies have found that network structures (e.g., centrality of specific ED symptoms, edges) among non-clinical and clinical ED samples are similar [46, 47]. Furthermore, examining

networks in non-clinical samples may have important implications for prevention research.

**Conclusion**

Our findings suggest that negative affective states of hostility and shame may increase vulnerability to ED psychopathology in Iran. These findings are somewhat consistent with findings in US samples, where shame bridged negative affect and ED psychopathology. Unique to our sample, hostility also emerged as a central bridge symptom. Findings have important implications for ED prevention programs in Iran that should be examined in future research.



**Abbreviations**

ED: Eating disorder; US: United States; F-EDE-Q: Farsi-eating disorder examination-questionnaire; F-PANAS: Farsi-negative affect; F-EPISI: Farsi-eating pathology symptoms inventory; F-LOCES: Farsi-loss of control over eating scale; EI: Expected influence; ES: Edge stability.

**Acknowledgements**

We thank the college students who participated in the study.

**Author contributions**

RNS designed the study, supervised the data collection, ran analyses, and prepared the drafts of the manuscript. MS ran analyses, wrote up the results, reviewed and revised drafts of the manuscripts. All authors have approved the final version of the manuscript.

**Funding**

There is no fund to support of this study.

**Availability of data and materials**

The data that support the findings of this study are available on request from the first author.

**Declarations**

**Ethics approval and consent to participate**

This study attained Institutional Review Board approval and complied with all ethical guidelines by the Iran University of Medical Sciences (IRB: 30634).

**Consent for publication**

Not applicable.

**Competing interests**

The authors declare that they have no conflict of interest.

**Informed consent**

Informed consent was obtained from all individual participant included in the study.

**Author details**

<sup>1</sup>Department of Clinical Psychology, Iran University of Medical Sciences, Tehran, Iran. <sup>2</sup>Ferkauf Graduate School of Psychology, Yeshiva University, Bronx, NY, USA.

Received: 8 March 2022 Accepted: 12 October 2022  
Published online: 14 November 2022

## References

- Sahlan RN, Taravatroy F, Quick V, Mond JM. Eating-disordered behavior among male and female college students in Iran. *Eat Behav*. 2020;39:101438. <https://doi.org/10.1016/j.eatbeh.2020.101438>.
- Sahlan RN, Saunders JF, Perez M, Blomquist KK, Fitzsimmons-Craft EE, Bodell LP. The validation of a Farsi version of the loss of control over eating scale (F-LOCES) among Iranian adolescent boys and girls. *Eat Behav*. 2021;41:101502. <https://doi.org/10.1016/j.eatbeh.2021.101502>.
- Sahlan RN, Saunders JF, Perez M, Blomquist KK, Fitzsimmons-Craft EE, Bodell LP. The validation of a Farsi version of the clinical impairment assessment (F-CIA) among Iranian adolescent boys and girls. *Eat Weight Disord*. 2021. <https://doi.org/10.1007/s40519-021-01204-6>.
- Sahlan RN, Williams BM, Forrest LN, Saunders JF, Fitzsimmons-Craft EE, Levinson CA. Disordered eating, self-esteem, and depression symptoms in Iranian adolescents and young adults: a network analysis. *Int J Eat Disord*. 2021;54:132–47. <https://doi.org/10.1002/eat.23365>.
- Sahlan RN, Akoury LM, Taravatroy F. Validation of a Farsi version of the sociocultural attitudes towards appearance questionnaire-4 (F-SATAQ-4) in Iranian men and women. *Eat Behav*. 2020;39:101438. <https://doi.org/10.1016/j.eatbeh.2020.101438>.
- Sahlan RN, Saunders JF, Fitzsimmons-Craft EE, Taravatroy F. The validity and reliability of the Farsi version of the body, eating, and exercise comparison orientation measure (F-BEECOM) among Iranian male and female students. *Body Image*. 2020;34:72–84. <https://doi.org/10.1016/j.bodyim.2020.05.006>.
- Sahlan RN, Saunders JF, Fitzsimmons-Craft EE. Body-, eating-, and exercise-related social comparison behavior and disordered eating in college women in the U.S. and Iran: a cross-cultural comparison. *Eat Behav*. 2021;40:101451. <https://doi.org/10.1016/j.eatbeh.2020.101451>.
- Jacobi C, Hayward C, de Zwaan M, Kraemer HC, Agras WS. Coming to terms with risk factors for eating disorders: application of risk terminology and suggestions for a general taxonomy. *Psychol Bull*. 2004;130:19–65. <https://doi.org/10.1037/0033-2909.130.1.19>.
- Pennesi J-L, Wade TD. A systematic review of the existing models of disordered eating: do they inform the development of effective interventions? *Clin Psychol Rev*. 2016;43:175–92. <https://doi.org/10.1016/j.cpr.2015.12.004>.
- Engel SG, Wonderlich SA, Crosby RD, Mitchell JE, Crow S, Peterson CB, et al. The role of affect in the maintenance of anorexia nervosa: evidence from a naturalistic assessment of momentary behaviors and emotion. *J Abnorm Psychol*. 2013;122:709–19. <https://doi.org/10.1037/a0034010>.
- Grilo CM. Subtyping female adolescent psychiatric inpatients with features of eating disorders along dietary restraint and negative affect dimensions. *Behav Res Ther*. 2004;42:67–78. [https://doi.org/10.1016/s0005-7967\(03\)00073-1](https://doi.org/10.1016/s0005-7967(03)00073-1).
- Grilo CM, Masheb RM. Childhood psychological, physical, and sexual maltreatment in outpatients with binge eating disorder: frequency and associations with gender, obesity, and eating-related psychopathology. *Obes Res*. 2001;9:320–5. <https://doi.org/10.1038/oby.2001.40>.
- Stice E. A prospective test of the dual-pathway model of bulimic pathology: mediating effects of dieting and negative affect. *J Abnorm Psychol*. 2001;110:124–35. <https://doi.org/10.1037/0021-843x.110.1.124>.
- Stice E, Bohon C, Marti CN, Fischer K. Subtyping women with bulimia nervosa along dietary and negative affect dimensions: further evidence of reliability and validity. *J Consult Clin Psychol*. 2008;76:1022–33. <https://doi.org/10.1037/a0013887>.
- Alipour A, Abdekhodaie E, Mohammadi H. The relationship between morningness, positive and negative affect, eating behaviors, and eating chocolate in students. *Iran J Psychiatry Clin Psychol*. 2016;22:112–21.
- Khodabakhsh MR, Borjali A, Sohrabi F, Farrokhi NAF. The role of emotion regulation difficulties as a mediator of the relationship between body image disturbance and disordered eating behavior. *Int J Pediatr*. 2015;3:23–32. <https://doi.org/10.22038/ijp.2015.3995>.
- Borsboom D, Mellenbergh GJ, van Heerden J. The theoretical status of latent variables. *Psychol Rev*. 2003;110:203–19. <https://doi.org/10.1037/0033-295x.110.2.203>.
- Berg KC, Crosby RD, Cao L, Crow SJ, Engel SG, Wonderlich SA, et al. Negative affect prior to and following overeating-only, loss of control eating-only, and binge eating episodes in obese adults. *Int J Eat Disord*. 2015;48:641–53. <https://doi.org/10.1002/eat.22401>.
- Cotrufo P, Monteleone P, d'Istria M, Fuschino A, Serino I, Maj M. Aggressive behavioral characteristics and endogenous hormones in women with Bulimia nervosa. *Neuropsychobiology*. 2003;42:58–61. <https://doi.org/10.1159/000026673>.
- Duarte C, Ferreira C, Pinto-Gouveia J. At the core of eating disorders: overvaluation, social rank, self-criticism and shame in anorexia, bulimia and binge eating disorder. *Compr Psychiatry*. 2016;66:123–31. <https://doi.org/10.1016/j.comppsy.2016.01.003>.
- Kelly AC, Carter JC. Why self-critical patients present with more severe eating disorder pathology: the mediating role of shame. *Br J Clin Psychol*. 2013;52:148–61. <https://doi.org/10.1111/bjc.12006>.
- Miotto P, Pollini B, Restaneo A, Favaretto G, Preti A. Aggressiveness, anger, and hostility in eating disorders. *Compr Psychiatry*. 2008;49:364–73. <https://doi.org/10.1016/j.comppsy.2008.01.004>.
- Swan S, Andrews B. The relationship between shame, eating disorders and disclosure in treatment. *Br J Clin Psychol*. 2003;42:367–78. <https://doi.org/10.1348/014466503322528919>.
- Bottera AR, Kambanis PE, De Young KP. The differential associations of shame and guilt with eating disorder behaviors. *Eat Behav*. 2020;39:101427. <https://doi.org/10.1016/j.eatbeh.2020.101427>.
- Davis-Becker K, Peterson CM, Fischer S. The relationship of trait negative urgency and negative affect to disordered eating in men and women. *Pers Individ*. 2014;56:9–14. <https://doi.org/10.1016/j.paid.2013.08.010>.
- Gee A, Troop NA. Shame, depressive symptoms and eating, weight and shape concerns in a non-clinical sample. *Eat Weight Disord*. 2003;8:72–5. <https://doi.org/10.1007/bf03324992>.
- Gupta S, Zachary Rosenthal M, Mancini AD, Cheavens JS, Lynch TR. Emotion regulation skills mediate the effects of shame on eating disorder symptoms in women. *Eat Disord*. 2008;16:405–17. <https://doi.org/10.1080/10640260802370572>.
- McGraw J, Barlow D, Marschall D, Tangney J. The relation of shame and guilt to eating disorder symptomatology. *J Soc Clin Psychol*. 1995;14:315–24. <https://doi.org/10.1521/jscp.1995.14.4.315>.
- Ngo B, Brosf MSLC, Levinson C. Shame is the shared maintenance factor in an eating disorder-anxiety symptom comorbidity model in female adolescents. 2021. Undergraduate arts and research showcase. 47. <https://ir.library.louisville.edu/uars/47>
- Borsboom D. A network theory of mental disorders. *World Psychiatry*. 2017;16:5–13. <https://doi.org/10.1002/wps.20375>.
- Borsboom D, Cramer AO. Network analysis: an integrative approach to the structure of psychopathology. *Annu Rev Clin Psychol*. 2013;9:91–121. <https://doi.org/10.1146/annurev-clinpsy-050212-185608>.
- Borsboom D, Cramer AO, Schmittmann VD, Epskamp S, Waldorp LJ. The small world of psychopathology. *PLoS ONE*. 2011;6:e27407. <https://doi.org/10.1371/journal.pone.0027407>.
- Elliott H, Jones PJ, Schmidt U. Central symptoms predict posttreatment outcomes and clinical impairment in anorexia nervosa: a network analysis. *Clin Psychol Sci*. 2020;8:139–54. <https://doi.org/10.1177/2167702619865958>.
- Solmi M, Collantoni E, Meneguzzo P, Degortes D, Tenconi E, Favaro A. Network analysis of specific psychopathology and psychiatric symptoms in patients with eating disorders. *Int J Eat Disord*. 2018;51(7):680–92. <https://doi.org/10.1002/eat.22884>.
- Solmi M, Koyanagi A, Thompson T, Fornaro M, Correll CU, Veronese N. Network analysis of the relationship between depressive symptoms, demographics, nutrition, quality of life and medical condition factors in the Osteoarthritis Initiative database cohort of elderly North-American adults with or at risk for osteoarthritis. *Epidemiol Psychiatr Sci*. 2019;29:e14. <https://doi.org/10.1017/S204579601800077X>.
- Forrest LN, Perkins NM, Lavender JM, Smith AR. Using network analysis to identify central eating disorder symptoms among men. *Int J Eat Disord*. 2019;52:871–84. <https://doi.org/10.1002/eat.23123>.
- Hilbert A, Herpertz S, Zipfel S, Tuschen-Caffier B, Friederich HC, Mayr A, et al. Psychopathological networks in cognitive-behavioral treatments for binge-eating disorder. *Psychother Psychosom*. 2020;89(6):379–85. <https://doi.org/10.1159/000509458>.

38. Kenny B, Orellana L, Fuller-Tyszkiewicz M, Moodie M, Brown V, Williams J. Depression and eating disorders in early adolescence: a network analysis approach. *Int J Eat Disord*. 2021;54(12):2143–54. <https://doi.org/10.1002/eat.23627>.
39. Levinson CA, Zerwas S, Calebs B, Forbush K, Kordy H, Watson H, et al. The core symptoms of bulimia nervosa, anxiety, and depression: a network analysis. *J Abnorm Psychol*. 2017;126:340–54. <https://doi.org/10.1037/abn0000254>.
40. Monteleone AM, Mereu A, Cascino G, Criscuolo M, Castiglioni MC, Pellegriano F, et al. Re-conceptualization of anorexia nervosa psychopathology: a network analysis study in adolescents with short duration of the illness. *Int J Eat Disord*. 2019;52(11):1263–73. <https://doi.org/10.1002/eat.23137>.
41. Christian C, Perko VL, Vanzhula IA, Tregarthen JP, Forbush KT, Levinson CA. Eating disorder core symptoms and symptom pathways across developmental stages: a network analysis. *J Abnorm Psychol*. 2020;129:177–90. <https://doi.org/10.1037/abn0000477>.
42. DuBois RH, Rodgers RF, Franko DL, Eddy KT, Thomas JJ. A network analysis investigation of the cognitive-behavioral theory of eating disorders. *Behav Res Ther*. 2017;97:213–21. <https://doi.org/10.1016/j.brat.2017.08.004>.
43. Forrest LN, Jones PJ, Ortiz SN, Smith AR. Core psychopathology in anorexia nervosa and bulimia nervosa: a network analysis. *Int J Eat Disord*. 2018;5:668–79. <https://doi.org/10.1002/eat.22871>.
44. Goldschmidt AB, Crosby RD, Cao L, Moessner M, Forbush KT, Accurso EC, et al. Network analysis of pediatric eating disorder symptoms in a treatment-seeking, transdiagnostic sample. *J Abnorm Psychol*. 2018;127:251–64. <https://doi.org/10.1037/abn0000327>.
45. Wang SB, Jones PJ, Dreier M, Elliott H, Grilo CM. Core psychopathology of treatment-seeking patients with binge-eating disorder: a network analysis investigation. *Psychol Med*. 2019;49:1923–8. <https://doi.org/10.1017/s0033291718002702>.
46. Brown TA, Vanzhula IA, Reilly EE, Levinson CA, Berner LA, Krueger A, et al. Body mistrust bridges interoceptive awareness and eating disorder symptoms. *J Abnorm Psychol*. 2020;129:445–56. <https://doi.org/10.1037/abn0000516>.
47. Calugi S, Sartirana M, Misconel A, Boglioli C, Dalle GR. Eating disorder psychopathology in adults and adolescents with anorexia nervosa: a network approach. *Int J Eat Disord*. 2020;53:690–701. <https://doi.org/10.1002/eat.23270>.
48. Hagan KE, Matheson BE, Datta N, L'Insalata AM, Onipede ZA, Gorrell S, et al. Understanding outcomes in family-based treatment for adolescent anorexia nervosa: a network approach. *Psychol Med*. 2021;6:1–12. <https://doi.org/10.1017/s0033291721001604>.
49. Smith KE, Mason TB, Crosby RD, Cao L, Leonard RC, Wetterneck CT, et al. A comparative network analysis of eating disorder psychopathology and co-occurring depression and anxiety symptoms before and after treatment. *Psychol Med*. 2019;49:314–24. <https://doi.org/10.1017/s0033291718000867>.
50. Monteleone AM, Cascino G. A systematic review of network analysis studies in eating disorders: is time to broaden the core psychopathology to non specific symptoms. *Eur Eat Disord Rev*. 2021;29(4):531–47. <https://doi.org/10.1002/erv.2834>.
51. Wong VZ, Christian C, Hunt RA, Levinson CA. Network investigation of eating disorder symptoms and positive and negative affect in a clinical eating disorder sample. *Int J Eat Disord*. 2021. <https://doi.org/10.1002/eat.23511>.
52. Salarian Kaleji Z, Poursharifi H, Dolatshahi B, Momeni F. The relationship between body image victimization experiences and binge eating symptoms: the mediating role of body image shame and self-criticism. *Iran J Psychiatry Clin Psychol*. 2022;28(1):4–4.
53. Sahlan RN, Keshishian AC, Christian C, Levinson CA. Eating disorder and social anxiety symptoms in Iranian preadolescents: a network analysis. *Eat Weight Disord*. 2021. <https://doi.org/10.1007/s40519-021-01329-8>.
54. Levinson CA, Brososof LC, Vanzhula I, Christian C, Jones P, Rodebaugh TL, et al. Social anxiety and eating disorder comorbidity and underlying vulnerabilities: using network analysis to conceptualize comorbidity. *Int J Eat Disord*. 2018;51(7):693–709. <https://doi.org/10.1002/eat.22890>.
55. Perko VL, Forbush KT, Siew CSQ, Tregarthen JP. Application of network analysis to investigate sex differences in interactive systems of eating-disorder psychopathology. *Int J Eat Disord*. 2019;52:1343–52. <https://doi.org/10.1002/eat.23170>.
56. Sahlan RN, Sala M. Eating disorder psychopathology and resilience in Iranian college students: a network analysis. *J Clin Psychol*. 2022. <https://doi.org/10.1002/jclp.23428>.
57. Levinson CA, Vanzhula IA, Smith TW, Stice E. Group and longitudinal intra-individual networks of eating disorder symptoms in adolescents and young adults at-risk for an eating disorder. *Behav Res Ther*. 2020;135:103731. <https://doi.org/10.1016/j.brat.2020.103731>.
58. Becker CB, Plasencia M, Kilpela LS, Briggs M, Stewart T. Changing the course of comorbid eating disorders and depression: what is the role of public health interventions in targeting shared risk factors? *J Eat Disord*. 2014;2:15–15. <https://doi.org/10.1186/2050-2974-2-15>.
59. Rø Ø, Reas DL, Stedal K. Eating disorder examination questionnaire (EDE-Q) in Norwegian adults: discrimination between female controls and eating disorder patients. *Eur Eat Disord Rev*. 2015;23:408–12. <https://doi.org/10.1002/erv.2372>.
60. Sahlan RN, Saunders JF, Mond JM, Fitzsimmons-Craft EE. Eating disorder symptoms among adolescent boys and girls in Iran. *Int J Eat Disord*. 2021;54:19–23. <https://doi.org/10.1002/eat.23420>.
61. Bakhshpour R, Dezhkam MA. Confirmatory factor analysis of the positive affect and negative affect scales (PANAS). *J Psychol*. 2006;9:351–65.
62. Jones PJ. Networktools: tools for identifying important nodes in networks. R package, version 25 1.1. 2017. Obtained from <https://CRAN.R-project.org/package=networktools>.
63. Fried EI, Cramer AOJ. Moving forward: challenges and directions for psychopathological network theory and methodology. *Perspect Psychol Sci*. 2017;12:999–1020. <https://doi.org/10.1177/1745691617705892>.
64. Epskamp S, Fried EI. A tutorial on regularized partial correlation networks. *Psychol Methods*. 2018;23:617–34. <https://doi.org/10.1037/met0000167>.
65. Epskamp S, Maris GK, Waldorp LJ, Borsboom D. Network psychometrics. arXiv preprint arXiv:160902818. 2016.
66. Epskamp S, Borsboom D, Fried EI. Estimating psychological networks and their accuracy: a tutorial paper. *Behav Res Methods*. 2018;50:195–212. <https://doi.org/10.3758/s13428-0170862-1>.
67. McNally RJ. Can network analysis transform psychopathology? *Behav Res Ther*. 2016;86:95–104. <https://doi.org/10.1016/j.brat.2016.06.006>.
68. Vakili V, Zarifian A, Movahedianfar F, Bijari M, Ziaee M. Prevalence of aggressive behaviors among the general population of Mashhad-Iran. *J Fund Ment Health*. 2014;18:139–44.
69. Carmody TP, Brunner RL, St Jeor ST. Hostility, dieting, and nutrition attitudes in overweight and weight-cycling men and women. *Int J Eat Disord*. 1999;26:37–42. [https://doi.org/10.1002/\(sici\)1098-108x\(199907\)26:1%3c37::aid-eat5%3e3.0.co;2-j](https://doi.org/10.1002/(sici)1098-108x(199907)26:1%3c37::aid-eat5%3e3.0.co;2-j).
70. Williams GJ, Power KG, Millar HR, Freeman CP, Yellowlees A, Dowds T, et al. Comparison of eating disorders and other dietary/weight groups on measures of perceived control, assertiveness, self-esteem, and self-directed hostility. *Int J Eat Disord*. 1993;14:27–32. [https://doi.org/10.1002/1098-108x\(199307\)14:1%3c27::aid-eat2260140104%3e3.0.co;2-f](https://doi.org/10.1002/1098-108x(199307)14:1%3c27::aid-eat2260140104%3e3.0.co;2-f).
71. Goss K, Gilbert P. Eating disorders, shame and pride: a cognitive-behavioural functional analysis. *Body shame*: Routledge; 2014. p. 233–69.
72. Craven MP, Fekete EM. Weight-related shame and guilt, intuitive eating, and binge eating in female college students. *Eat Behav*. 2019;33:44–8. <https://doi.org/10.1016/j.eatbeh.2019.03.002>.
73. Nechita D-M, Bud S, David D. Shame and eating disorders symptoms: a meta-analysis. *Int J Eat Disord*. 2021;54:1899–945. <https://doi.org/10.1002/eat.23583>.
74. Oluyori T. A systematic review of qualitative studies on shame, guilt and eating disorders. *Counsell psychol Rev*. 2013;28:47–59.
75. Pinto-Gouveia J, Ferreira C, Duarte C. Thinness in the pursuit for social safety: an integrative model of social rank mentality to explain eating psychopathology. *Clin Psychol Psychother*. 2014;21:154–65. <https://doi.org/10.1002/cpp.1820>.
76. Thompson JK, Heinberg LJ, Altabe M, Tantleff-Dunn S. *Exacting beauty: theory, assessment, and treatment of body image disturbance*. Washington DC: American Psychological Association; 1999. <https://doi.org/10.1037/10312-000>.
77. Ricca V, Castellini G, Fioravanti G, Lo Sauro C, Rotella F, Ravaldi C, et al. Emotional eating in anorexia nervosa and bulimia nervosa. *Compr Psychiatry*. 2012;53:245–51. <https://doi.org/10.1016/j.comppsy.2011.04.062>.



78. Abdollahi P, Mann T. Eating disorder symptoms and body image concerns in Iran: comparisons between Iranian women in Iran and in America. *Int J Eat Disord*. 2001;30:259–68. <https://doi.org/10.1002/eat.1083>.
79. Sahlan RN, Blomquist KK, Bodell LP. Psychometric properties of the Farsi version of the eating pathology symptoms inventory (F-EPSI) among Iranian University men and women. *J Eat Disord*. 2022;10(1):67. <https://doi.org/10.1186/s40337-022-00587-w>.
80. Ghassemzadeh H, Mojtabei R, Karamghadiri N, Ebrahimkhani N. Psychometric properties of a Persian-language version of the beck depression inventory-second edition: BDI-II-PERSIAN. *Depress Anxiety*. 2005;21(4):185–92. <https://doi.org/10.1002/da.20070>.
81. Gale C, Gilbert P, Read N, Goss K. An evaluation of the impact of introducing compassion focused therapy to a standard treatment programme for people with eating disorders. *Clin Psychol Psychother*. 2014;21:1–12. <https://doi.org/10.1002/cpp.1806>.
82. Kelly AC, Carter JC, Borairi S. Are improvements in shame and self-compassion early in eating disorders treatment associated with better patient outcomes? *Int J Eat Disord*. 2014;47:54–64. <https://doi.org/10.1002/eat.22196>.
83. Goss K, Kelly A. The roles of shame, self-criticism, and compassion focused therapy in eating disorders and disordered eating. *Compassion focused therapy*: Routledge; 2022. p. 519–33.
84. Olatunji BO, Levinson C, Calebs B. A network analysis of eating disorder symptoms and characteristics in an inpatient sample. *Psychiatry Res*. 2018;262:270–81. <https://doi.org/10.1016/j.psychres.2018.02.027>.
85. Becker CB, Stice E. From efficacy to effectiveness to broad implementation: Evolution of the body project. *J Consult Clin Psychol*. 2017;85:767–82. <https://doi.org/10.1037/ccp0000204>.
86. Hudson TA, Amaral ACS, Stice E, Gau J, Ferreira MEC. Dissonance-based eating disorder prevention among Brazilian young women: a randomized efficacy trial of the body project. *Body Image*. 2021;38:1–9. <https://doi.org/10.1016/j.bodyim.2021.03.008>.
87. Perelman H, Schwartz N, Yeoward-Dodson J, Quiñones IC, Murray MF, Dougherty EN, et al. Reducing eating disorder risk among male athletes: a randomized controlled trial investigating the male athlete body project. *Int J Eat Disord*. 2022;55:193–206. <https://doi.org/10.1002/eat.23665>.
88. Murray SB, Nagata JM, Griffiths S, Calzo JP, Brown TA, Mitchison D, et al. The enigma of male eating disorders: a critical review and synthesis. *Clin Psychol Rev*. 2017;57:1–11. <https://doi.org/10.1016/j.cpr.2017.08.001>.

## Publisher's Note

Springer Nature remains neutral with regard to jurisdictional claims in published maps and institutional affiliations.

Ready to submit your research? Choose BMC and benefit from:

- fast, convenient online submission
- thorough peer review by experienced researchers in your field
- rapid publication on acceptance
- support for research data, including large and complex data types
- gold Open Access which fosters wider collaboration and increased citations
- maximum visibility for your research: over 100M website views per year

At BMC, research is always in progress.

Learn more [biomedcentral.com/submissions](https://biomedcentral.com/submissions)

